

Committee:	Date:
City Bridge Trust	12 Feb 2014
Subject: Grant Applications Statistical Report	Public
Report of: Chief Grants Officer	For Decision

Summary

This paper summarises applications received and action taken under your grants programmes in 2013/14. 21 applications will be dealt with at today's meeting for a total recommended sum of £1,179,700. This leaves £6,504,040 unspent on your grants budget for 2013/4 with 1 meeting remaining.

Recommendation(s)

Members are asked to:

- Note the report
- Consider the grant recommendations in the subsequent annexes

Main Report

Background

- 1.1 This paper summarises action taken in 2013/14 on grant applications received under your Working with Londoners and Investing in Londoners grants programmes. It charts overall spend against your current year grants budget, grants made by programme outcomes, action taken on applications received and a summary of today's recommendations.
- 1.2 City Bridge Trust grants are awarded in line with your policy guidance which includes the priorities and exclusions that were ratified for the Trust by the Court of Common Council, in July 2013.

Grants budget 2013/14

- 2.1 21 applications will be dealt with at today's meeting for a total recommended sum of £1,179,700. The implications of today's recommendations are shown in Table 1 against the original grants budget for 2013/14. The overall grants budget includes £2,892,000 carried forward from 2012/13 (approved by the Resource Allocation sub Committee in July 2013) and grant spend written back or revoked in 2013/14 to date of £142,710.
- 2.2 If you agree the applications recommended for a grant today this will leave £6,504,040 unspent on your grants budget for 2013/4 with 1 meeting remaining. The Chief Grants Officer's report, elsewhere in your report, proposes options for using the remaining budget.

Table 1: Overall spend against 2013/14 budget

	Grants budget	Grants spend
Original Grants Budget	£14,950,000	
Carry forward from 2012/13	£2,892,000	
Write-Backs & Revocations	£142,710	
Total Budget Available	£17,984,710	

Previous committee meetings		
April 2013		£1,430,095
May 2013		£959,930
June 2013		£992,107
July 2013		£1,126,120
September 2013		£1,195,427
October 3/13		£1,162,395
October 30/13		£1,102,160
November 2013		£1,169,530
January 2014		£1,163,206
Sub-total approved spend		£10,300,970
Remaining budget	£7,683,740	

Today's recommendations		
February 2014		
Working with Londoners		£335,000
Investing in Londoners		£844,700
Total January 2014		£1,179,700
Total Spend		£11,480,670
Remaining budget	£6,504,040	

Grants made by outcome area

- 3.1 This is an unusual month as grants have been recommended across both your Working with Londoners and new Investing in Londoners grants programmes. Working with Londoners is dealt with first. Table 2 shows the breakdown of grants awarded this financial year by outcome area for Working with Londoners and Charts 1 and 2 show the proportion of grants awarded, including today's recommendations by outcome area. Chart 1 is based on the number of grants awarded and Chart 2 is based on the value of grants awarded.

Table 2: Grant approvals by outcome area (Working with Londoners)

Fund/Program	Number of grants			Value of Grants		
	Year to date	Today's meeting	Total	Year to date	Today's meeting	Total
Accessible London	24	1	25	£1,179,932	£50,000	£1,229,932
Accessible Sports	4	0	4	£234,080	£0	£234,080
Bridging Communities	23	1	24	£1,427,245	£90,000	£1,517,245
Eco Audits	6	0	6	£14,105	£0	£14,105
Improving Londoners' Mental Health	12	0	12	£857,450	£0	£857,450
London's Environment	13	0	13	£656,270	£0	£656,270
Older Londoners	18	0	18	£1,229,855	£0	£1,229,855
Positive Transitions to Independent Living	23	0	23	£1,816,750	£0	£1,816,750
Strengthening the Third Sector	14	2	16	£1,274,500	£195,000	£1,469,500
Exceptional Grants	1	0	1	£80,000	£0	£80,000
Strategic Initiatives	11	0	11	£605,507	£0	£605,507
Grand Total	149	4	153	£9,375,694	£335,000	£9,710,694

Chart 1: % grants made by outcome area by number of grants (Working with Londoners)

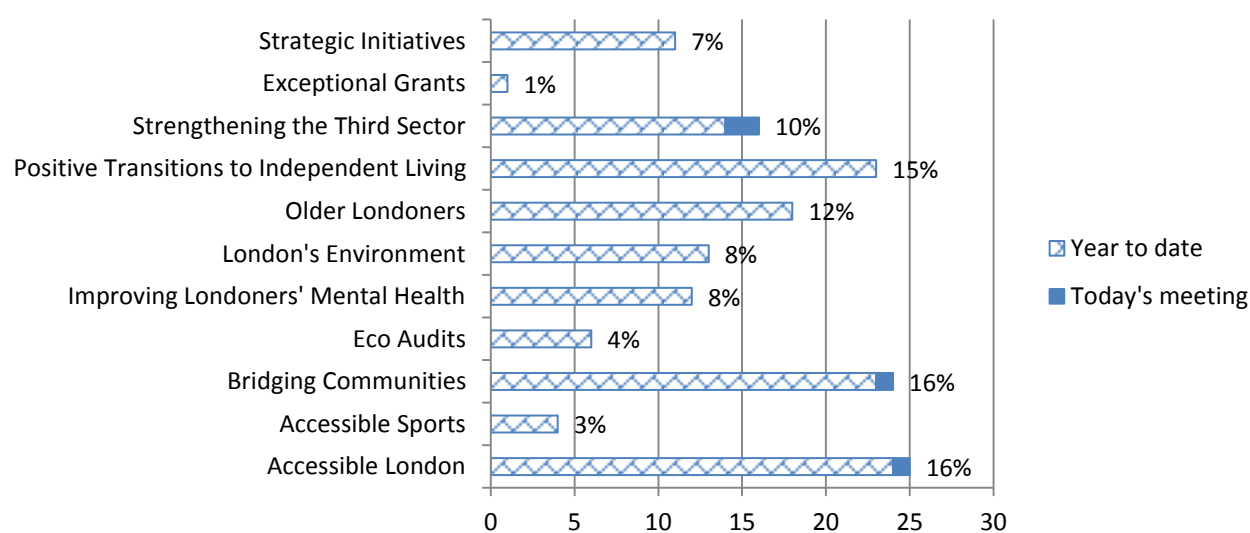
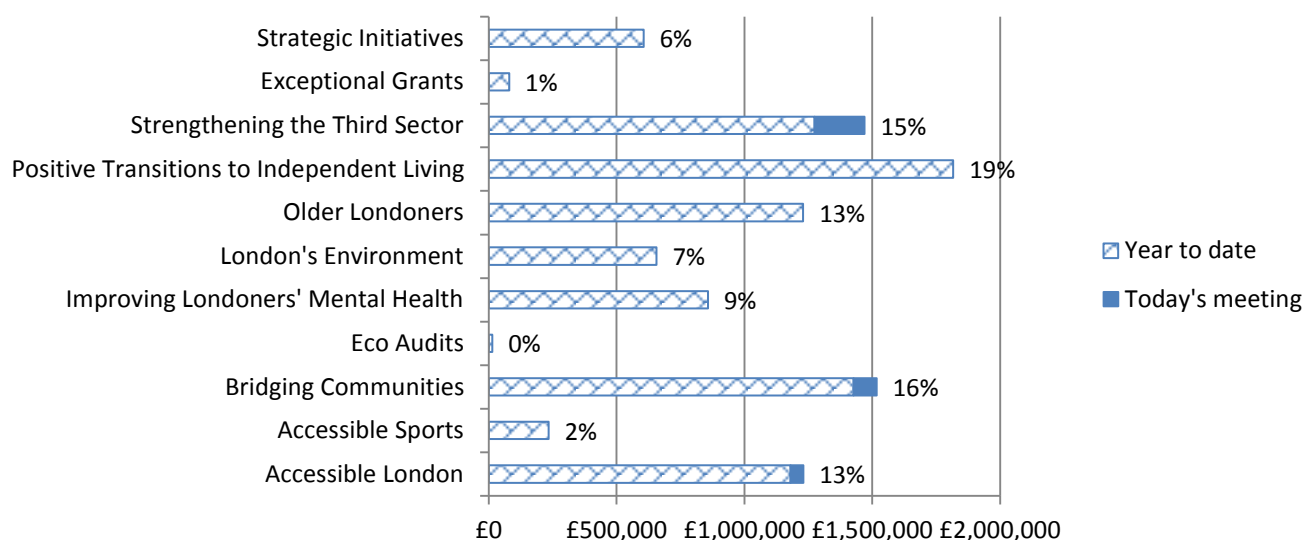


Chart 2: % grants made by outcome area by value of grants (Working with Londoners)



3.2 Although you have awarded grants across all of your funding priorities you will see that there is some variation in the proportion of grants awarded by programme. The programmes you have awarded most grants for in terms of number and grant amount are Positive Transitions to Independent Living, Bridging Communities and Accessible London. Grant awards under Strengthening the Third Sector have also been high by value although the number of grants awarded is lower. This is because awards made under this programme are often relatively high due to the strategic nature of the work. Slightly fewer grants have been made under 'Improving Londoner's Mental Health' which is possibly due to the specialist nature of this work. There are also fewer grants for 'London's Environment' and eco-audits. Eco-audits are slightly different from your usual grants programmes as instead of receiving a direct monetary award, the Trust pays for the costs of an organisational eco-audit. This scheme has been continued under your Investing in Londoners programme and it is notable that with a new simple online application form and better promotion, numbers are steadily increasing.

3.3 Table 2 shows the grants awarded to date under your Investing in Londoners programme. You will notice a relatively large amount of funding has been awarded under 'Partnership programmes – hardship funds'. This is the block funding awarded to Prisoners Abroad and Buttle UK to administer hardship funds for prisoners returning to London from abroad and survivors of domestic violence respectively. As it is very early days for this programme the proportions of grants made have not been shown but will be in future meetings.

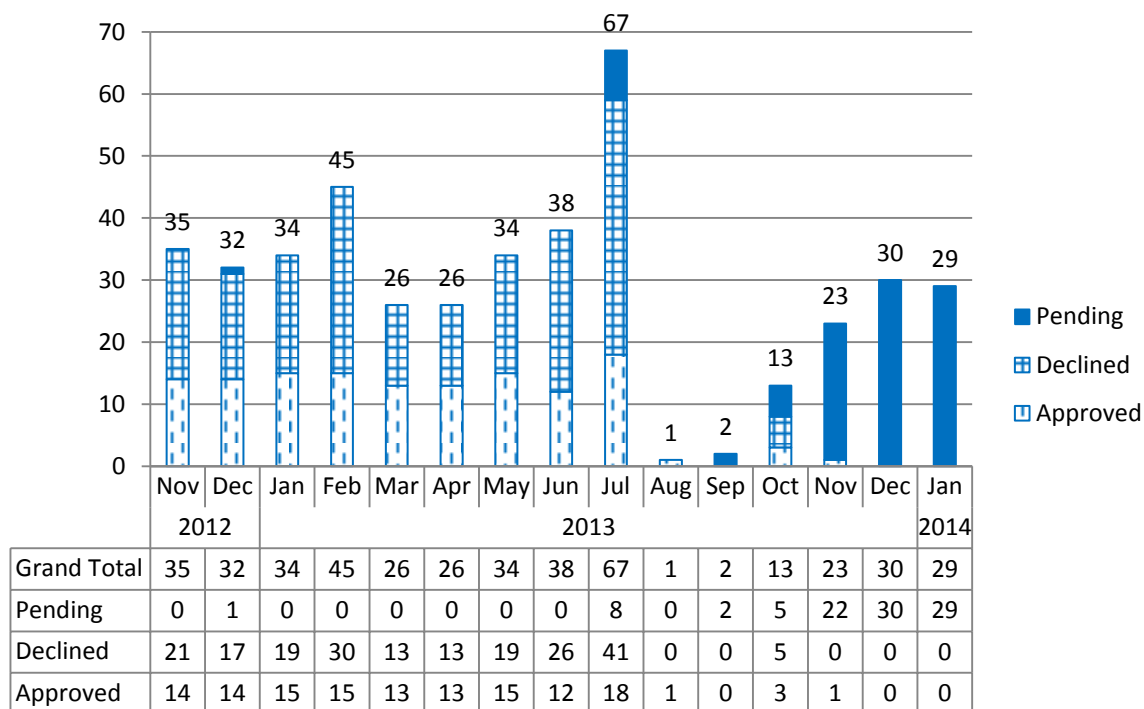
Table 3: Grant approvals by outcome area (Investing in Londoners)

Fund/Program	Year to date	Today's meeting	Total	Year to date	Today's meeting	Total
English for Speakers of Other Languages	0	0	0	£0	£0	£0
Improving Londoner's mental health	0	0	0	£0	£0	£0
Improving London's environment	0	0	0	£0	£0	£0
Making London more inclusive	3	0	3	£121,276	£0	£121,276
Making London safer	0	0	0	£0	£0	£0
Older Londoners	0	0	0	£0	£0	£0
Reducing poverty	0	0	0	£0	£0	£0
Resettlement and rehabilitation of offenders	0	0	0	£0	£0	£0
Strengthening London's voluntary sector	0	2	2	£0	£194,000	£194,000
Arts apprenticeships	1	0	1	£4,000	£0	£4,000
Partnership programmes - hardship funds	2	0	2	£800,000	£0	£800,000
London youth quality mark	0	0	0	£0	£0	£0
Eco audits	0	1	0	£0	£1,500	£1,500
Strategic initiatives	0	4	4	£0	£649,200	£649,200
Exceptional grants	0	0	0	£0	£0	£0
Grand total	6	7	12	£925,276	£844,700	£1,769,976

Applications received

4.1 Chart 3 shows applications received by month and the action taken (excluding strategic initiatives). You will notice that there was a large peak in applications in July. This was when your Working with Londoners grants programmes closed to new applications and the peak reflects a rush to submit applications before the closure. Your Investing in Londoners applications launched in September 2013. Application numbers are growing, with a small peak in December which looks set to continue into January with 29 applications received before the month had closed. If all the applications at today's meeting are approved 4 applications from your Working with Londoners programmes will remain pending. Your officers hope to take these remaining applications to your March meeting.

Chart 3: Applications received by month and action taken



Today's applications

5.1 25 applications will be dealt with at today's meeting. Table 4 notes the type of action required. Full details of each of these applications are shown in separate sections later on in your papers.

Table 4: Action to be taken on applications today

Action to be taken	No.	Working with Londoners	Investing in Londoners
Applications recommended for grant	10	4	6
Grants approved by delegated authority <£5k (to note)	1	0	1
Grants approved by delegated authority <£25k (to note)	0	0	0
Applications recommended for rejection	13	0	13
Withdrawn applications (to note)	1	0	1
Applications lapsed (to note)	0	0	0
Total applications	25	4	21

Jemma Grieve Combes
Grants Officer

T: 020 7332 3174
E: jemma.grievcombes@cityoflondon.gov.uk